







Spooky House Scene Creator Elements

Simply color, cut and paste!
Use with the spooky house
template or on their own.



Spooky House Lantern/Craft Instructions

1. If using as a lantern - Make sure to cut the handles BEFORE coloring as they are hard to see as it is!
2. Color and cut. An adult may need to help for new scissor users
3. Fold everything in - Fold along the dotted lines, and then fold the flaps inward. It takes shape pretty quick (it should be like a gift bag shape)
4. Glue/Tape - Secure your spooky house, and use the additional scene creator if needed

